


Create account

To start using Letter Order, you need to create an account, and the first step is to determine what type of user you are. If you are in this section, it means that you are interested in creating a "Parent" account to keep track of your child's progress.

How to create an account

After downloading and installing the app. When you open the app, you will see the option

 this will be your user type.

1. Tap  user option



2. Tap 

3. On the pop-up screen you will be asked to fill in your information.

- Full name
- Email
- Password

4. Accept the terms for the creation of your account

☐ I agree that my personal data will be used by the application for my practices, and will be shown to parents and students

5. Tap the button , if all the data are correct your account creation as parent will be accepted. The legend "Your account has been created" confirms that your account has been created, tap  and you will now be able to login.

Revision #6

Created 21 April 2023 18:43:25 by Maria Valencia

Updated 14 July 2023 01:50:53 by Maria Valencia